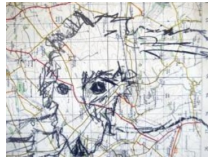





## Y5 Thinking like a Artist

### Typography and Maps




#### Key Knowledge:

- When designers work with fonts and layout it is called typography.
- We can use the way words look to help us communicate ideas and emotions.
- We can create our own typography and combine it with other visual elements to make artwork about chosen themes .

#### Typography



#### Artist inspiration-



Grayson Perry

Louise Fili



## Learning Questions

What is Typography?

How can we use drawing and graphic techniques to create Typography?

How can we use typography skills to create pictorial maps?

What mediums have we used?

What else do you know?

<u>Word</u>	<u>Definition</u>
<b>Font</b>	The style of letter
<b>Graphics</b>	The pictures used to give more information
<b>map</b>	A pictorial representation of a place
<b>Symbol</b>	A picture to represent something
<b>Typography</b>	The art of creating and arranging letters in a way which is visually appealing and which makes the letters legible.