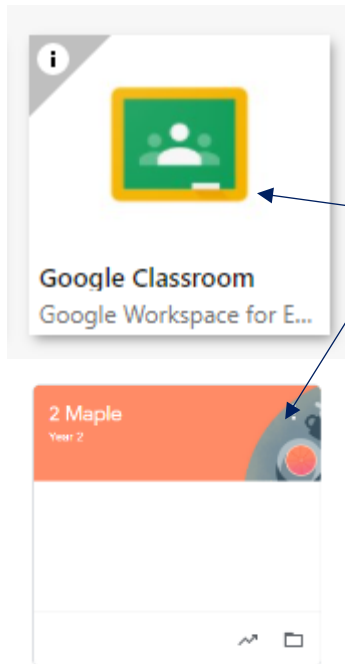


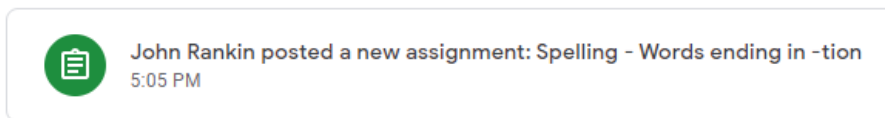


Google Classroom

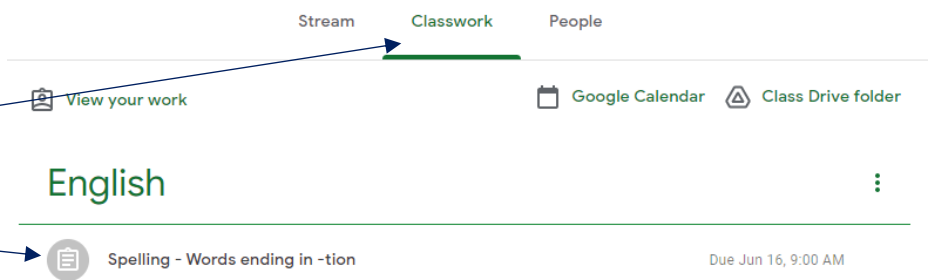
A Guide for Parents



1. Log in to your child's RM Unify account
2. Click on the Google Classroom tile.
3. Click on your child's class name.
4. You will first view the 'Stream'. This is where you will see any messages from the teacher and new assignments that have been created.
5. Click on the new assignment in the stream...



6. Or... go to the 'Classwork' tab at the top of the page to view the assignment.



7. Read the assignment instructions and click on any links/documents that have been attached.
8. Once the task has been completed, click on 'Mark as done' to show the teacher you have completed the assignment.

